

The Mount Lemmon Echoes

Two \$5 Bills

by Lorri Hans

Many years ago I lived in Toms River, New Jersey. I had heard about an excellent restaurant management program available through a company called "Friendly's Ice Cream". This is just a story about one night in Jersey that I'll never forget.....

I worked in Toms River but I owed my District Manager a favor so I was sent up north to Freehold, New Jersey to work for the night. The weather was rainy and windy and they had us on a hurricane watch. night because I had cashed my paycheck on the way to work that day and hadn't had time to deposit it as my bank was not on my path that night. All of my check was spoken for with bills and rent so all I had that was extra was the 2 \$5 bills I had gotten earlier. I thanked the young woman for her integrity and handed her the bills. I apologized for it not being much but it was all I had that I could spare. She accepted the gift and went back to her table.

The night was busy, crazy busy for the weather outside. Around 8PM a woman and her son came in the front door and asked to speak to the manager. I asked what I could do for them and the mom told me her son had wrapped his retainer in a napkin earlier and wondered if we had found it. Unfortunately no one had turned one in. The woman was distraught and said they had just bought the retainer and her husband would lose

his mind if they came back without it. My only choice was to pull every trash bag into the back kitchen and start looking through every one. The mom and son joined me and we began the task of checking every napkin in the 30 bags of trash we had piled in the back. After 20 bags had been searched the son came back from the bathroom holding his retainer. He had washed it in the bathroom and it was just sitting there on the counter. After much laughter and relief on the part of the mom, she handed me 2 \$5 bills for my help. I knew it was probably all she had and I accepted the gift.

A few hours later, I was at the cash register greeting customers and seating them when a young woman came up to me holding a wallet. She said she had just found it in one of the bathroom stalls and hoped I could find the owner. Funny thing was, it was my wallet. I had taken it out of my pocket to put the 2 \$5 bills in it from the mom earlier and had left it in the bathroom stall. I had over \$1,500.00 in my wallet that



drive back to Toms River. About 15 minutes into my drive I could see something in the middle of the road so I slowed down enough to realize it was a person walking down the middle of the road. I pulled along side him and asked if he needed help. He was from a borough about 20 miles from where I lived and his car had broke down. I offered him a ride to Toms River but said he'd need to go the rest on his own as I was too tired to drive another 20 miles. As we drove I found out he had 2 small kids at home and a young wife. They had just moved there and times were hard. He didn't want his wife to drive in this weather with the kids, it would be too dangerous so he was willing to walk the 45 mile trek. I decided to drive him all the way home because of his story. When we got to his house he asked me to wait just one minute and he ran inside. He came back to my window and handed me 2 \$5 bills. He apologized for it not being more but it was all he had that he could spare. I just smiled and drove away. This was a story about how 2 \$5 bills just kept coming back to me.

Mount Lemmon Woman's Club News

by Mary Hunter, president

On Thursday, February 23, 2017, 20 members of the Woman's Club gathered at the Black Crown Coffee-house for coffee, conversation and just because. We had a good time and great coffee. Thank you to Rose Mary Hinsch for helping to organize this event.

The GFWC (General Federation of Women's Clubs) Southern Arizona fall convention was held on Saturday, March 4, 2017 in Tucson and hosted by the ESO 5th Wheels Woman's Club. Three of our members attended this convention, Mary Hunter, Kay Slocum, and Luann Waldron. At this convention, all club members are encouraged to share their creativity by entering their recent arts/crafts projects for judging and display. All entries receive certificates of merit. The following members of the Mount Lemmon Woman's Club entered their projects: Linda Mulay - Press Book, Mary Hunter - Club Scrap Book, Luann Waldron - hanging kitchen hand towels, Kay Slocum - two photo collections, Char Atkinson - two paintings, Lindy Brigham - woven scarf, Marion Kartchner - bag for a walker, and the Woman's Club "Sewing Ladies" - wheelchair bag. We have many creative and talented members.

The next meeting of the Woman's Club is Saturday, April 15, 2017 at 1:00 pm at the community center.





The Ragged Rock Flower-Crossosoma bigelovii

by Frank Rose

Spring is the time to enjoy the Ragged Rock Flower. This is a shrub that grows in the lower elevations. The petals of the flower are not perfectly shaped, which gives it the ragged look. And the plant seems to like living among the rocks. Some of the plants have relatively few flowers. Then there is one in the photograph where it is loaded with them. One of its best features is its wonderful fragrance. It is always a treat to come across this plant, and stop and take in its delicious perfume.

This year I have seen it in bloom on the Babat D'oag trail, as well as King Canyon, near the Desert Museum. It can also be seen along the creek in Molino Basin, and I suspect, on the trail to Sycamore Reservoir, though I have not hiked that trail this year. It belongs to its own very small family, the Crossosoma Family.



Mount Lemmon Homeowners

by Michael Stanley, president



“Hope to see all of you at the April 25th Annual Membership Dinner.” Register now so we can get a good count of necessary dinners.

Low or Weak Faucet Flow

by Reuben Herrera

Have you cleaned your faucet Aerator? If you haven't or don't know what an aerator is, don't worry, I'm here to help you. My name is Reuben Herrera and I work for the Mount Lemmon Water District. Most of you already know me, but to those who don't, I say “Hello”.

Let's start with what an aerator is and why they are installed in faucets. Aerators are designed to catch debris, to save water and to keep water from splashing all over you. Aerators are built with a screen to catch all the debris and as water flows, it mixes with air to make a nice even flow when you turn your faucet on. Over time, the screen will get clogged with debris and mineral deposits. With that obstruction, your water faucet can't flow right and it's time to maintain your aerator or replace it. So, let's get started.

Step 1: Locate your Aerator or Aerators, yes you will have more than one. The aerator is a device attached to the tip of your faucet. If you can't find your aerator it could be hidden and you need to locate your faucet owner's manual or find it online.

Step 2: Grab yourself some pliers and masking tape. Masking tape will prevent scratches and damage to the housing of the aerator. Wrap the masking tape around the jaws or the grooves of joint pliers or around the housing of the aerator.

Step 3: Tip! Put a rag over the drain so you don't lose any small pieces. Grip the outside of the aerator with the pliers and turn the aerator clockwise to loosen it. Remember to be gentle. Too much pressure can damage the aerator housing.

Step 4: Disassemble the aerator and push the internal parts out. There will be a washer, aerator (also known as the screen) and the aerator housing.

Step 5: Time to clean, if you can't remove the internal parts, place the whole thing in a bowl with white vinegar. Soak for 30 mins. Then try to disassemble.

Step 6: Once soaked, remove your aerator, disassemble and scrub gently with a toothbrush or any small brush that you may have. This is also a good time to evaluate the screen to check if you need to replace it. Look for damages, a bent screen, or if it's just not cleanable, replace it.

Step 7: Once you are done with cleaning or replacing your aerator, let's reassemble it in the same way as the disassemble. Screw counter clockwise by hand, no reason to over tighten, snug is good enough.

Now that you have a clean or new aerator, see how your flow is. It should be a lot better if that was your problem. If not, you may have other issues and you should contact your plumber. But first, contact us so we can have a look-see on the water supply side. There may be issues with the Water District side.

I hope this information helps. Our objective is to always supply the finest, clean, clear water with good flow to your cabin. If you have questions, please call us at 576-1538

The Soldier's Camp Monthly Bugle!

by Chuck Huber



The Soldier's Camp Recreational Residence area has had a great winter, with a very impressive (relative) snowpack for the winter of 2017. Several heavy (approx. 6 to 12") accumulations of snow, regularly spaced approximately a month apart each seems to hold good news for the Soldier's Camp water system and for the summer/fall flora and fauna.

Sabino Creek, running through our valley at Bear Wallow is really flowing, as of March 1st; the stream flow is covering the entire Bear Wallow valley floor above the Mount Lemmon highway. Water flow over the Soldier's Pond dam is impressive. While we expect the flow to decrease significantly as the snow melts, current conditions will saturate the valley bottom, which is the source of the GSCA Summer water supply.

This year's winter storms were not without their price. Significant numbers of relatively large trees came down. The majority fell without incident, but some did have effects on the community. The worst were the trees that came down across the Mount Lemmon highway immediately west of the Sunset Trailhead, and a very large tree that came down across the road/power line on Lower Soldier's Camp Road 8B. The latter incident damaged both power and phone lines. Trico repaired the issue nearly immediately, but as of 2 weeks after the incident-the phone lines to the affected cabins remain unrepaired.

High winds in the area have the natural result of bringing down all of the weak limbs from our tall pines. As you return to the area, you will note a significant amount of downed limbs, ranging in size from the small to significant. We would like to recommend that this "dead to down" material be either hauled to the Mount Lemmon Fire Station burn pad (Oracle Control Road, just below the fire station) or neatly piled in your area with other deadwood. Our goal is to get the Forest Service to perform another controlled burn (weather conditions permitting) of the remaining unburned piles in the area. Contributing to the efficiency of the effort, by consolidating the piles, is greatly appreciated by the organization, and supports our effort for a "FireWise" Community.

Speaking of FireWise- There is an opening in our Soldier's Camp organization for a representative in support of the overall Mount Lemmon FireWise Activities. If you are interested, please contact one of the GSCA board members, and we will connect you with the FireWise organization.

Have a great winter and we look forward to seeing you up on the mountain in the Spring! Remember to plan to attend the Mount Lemmon 4th of July Parade! Start thinking about your floats early!

Mt Lemmon Firewise Susan Pearce, Glen Schager co-chair

Firewise Block Party MAY 27

Protect Your Home

7 Ways Residents Can Reduce the Risk that their Homes & Property Will Become Fuel for a Wildfire

#1

Clear

Clear off pine needles, dead leaves & anything that can burn from your rooflines, gutters, decks, porches, patios & along fence lines. Falling embers will have nothing to burn.

#3

Screen & Seal

Wind-borne embers can get into homes easily through vents & other openings and burn the home from the inside out. Walk around your house to see what openings you can screen or temporarily seal up.

#5

Trim

Trim back any shrubs or tree branches that come closer than 5 feet to the house and attachments, and any overhanging branches.

#7

Close

If ordered to evacuate, make sure all windows & doors are closed tightly, and seal up any pet doors. Many homes are destroyed by embers entering these openings and burning the house from the inside out.

#2

Store Away

Store away furniture cushions, rattan mats, potted plants & other decorations from decks, porches & patios. These items catch embers and help ignite your home if you leave them outside.

#4

Rake

Embers landing in mulch that touches your house, deck or fence is a big fire hazard. Rake out any landscaping mulch to at least five feet away.

#6

Remove

Walk around your house and remove anything within 30 feet that could burn, such as woodpiles, spare lumber, vehicles and boats – anything that can act as a large fuel source.



NFPA has many more tips and safety recommendations on its websites, including www.firewise.org.

Preparing for the Winged Visitors Coming Back from the Winter Pouring, Measuring, Classifying, and Counting

by Christina Grossman



The weather is getting warmer and the birds are coming back from homes during the Winter time and they are hungry! So why not prepare something for them and turn it into a mathematics lesson?

You can either make your own bird feeder and bird seed mix or purchase them from the store. Get some measuring cups, a ruler/measuring tape, and go outside to have some fun!

First, take a look at the bird seed mix. What shapes do you see? Do you see some circles and ovals? Do you see some triangles, spheres, or curvilinear triangles? What colors do you see? How many different types of seeds do you see? Could you sort them out if I gave you a cup of that bird seed? How would you sort them?

Next, have your child look at the measuring cup and estimate how many cups of bird seed it will take to fill up the feeder. Remember what your estimate is and now begin to count how many cups of birdseed it takes to fill up the feeder.

Then, how many inches, or rulers tall, or building bricks tall, or hands tall is the bird feeder? Where are we putting the feeder and how long of a string do we need to hang it?

Once you have your feeder up, let the fun begin by observing what birds come to use it. It might take a day, or two before the birds come, but it will be a great experience to see how many birds a day visit the feeder. What colors do the birds have? How big are the birds? How many different birds come visit the feeder?


This whole lesson may take 5 to 15 minutes from start to finish and it's worth it. Something very simple and so many mathematical ideas to explore! Have fun with this and your child(ren)!

Something to think about:

This activity can be adapted for any age of child and learning stage for the child. You know your child(ren) better than I do. You may want to not ask so many questions, maybe use three. If you have older children, they can make charts to categorize and keep track of the kinds of birds they see. You can also name the types of seeds and birds as well.

Whether or not the weather is right at the moment, the birds will still be hungry and you are inviting the birds to come visit you! The kids and you can even practice different bird calls and whistles by listening to them as well! Get yourself and your child(ren) outside and explore the Mathematics around you and have fun!

To see this post online with more pictures, go to www.learningmathwithmom.com



FireWise Block Party 2017

**At the Mount Lemmon Community Center
Saturday, May 27th, 10:00AM-2:00PM
Celebrate Mount Lemmon and Be FireWise!**

The annual FireWise Block Party, our first fun event of the summer, features food, informative demonstrations and something for everyone! Lunch is served between 11:30AM and 1:30PM.

- * Meet Your Neighbors Old and New and get to know the companies that serve the mountain.
- * Learn what you need to do to protect your property from wildfire.
- * Visit the Game & Fish table to learn about Bats and other mountain animals, plus have fun identifying animal tracks found on the Mount Lemmon.
- * Learn about Hummingbird Monitoring Network & Mount Lemmon Sky Center.
- * Meet our Mount Lemmon contractors.
- * Visit the Forest Service table and learn about their projects on the mountain.
- * Meet the club representatives on the mountain.
- * Enjoy face painting for the children and adults if you would like.

Come hang out, visit the informative booths, enjoy lunch (\$5.00 donation-children 8 and under free). Proceeds go to the Mount Lemmon Community Center and Mount Lemmon FireWise. Thanks to the following for essential donations:

Mount Lemmon Fire District- Pima County Sheriff's Department- Mount Lemmon Homeowners Association- Palo Verde Signs-Mount Lemmon Woman's Club- South Arizona Search and Rescue- Mount Lemmon Water District- Iron Door Restaurant- Loma Sabino Pines Homeowners Association- Mount Lemmon General Store & Gift Shop-Lorri Hans & Debbie Weatherly

NOTE: Be on the lookout for the FireWise Postcard invitation coming soon in the mail. Be sure to sign in at the registration table when you arrive.

Questions: Contact Susie Pearce/Glen Schager @ 906-5985/465-6906 or Susie-Pearce12@gmail.com

THANKS FOR CARING AWARD

The Mount Lemmon Homeowner's Association honors

Pamela Harmon

It seems that a lot of visitors that are in need of information either find the Community Center or they find Pam at the Post Office. She has knowledge of just about every aspect of the mountain and its residents. She is always willing to help a stray hiker find food and shelter, or help a traveling guest that needs postal service. Pam is always there to greet you with a smile and ask about your day. Her helpful spirit is what we applaud today! Thank you Pam for being a part of our community and helping the hopeful traveler find the perfect destination for their needs. Pam is a face that we have all come to know and trust. Thank you Pam!!

Mysterious & Cozy Afghan Could Be Yours!

Approximately 48" x 58" size

Winner will get to choose between 3 afghans!

This is the last afghan that Jennifer Shacter will be donating to our community so you don't want to miss out on the final raffle for a hand-crocheted beautiful afghan.

The afghan colors and patterns are a surprise this year but is guaranteed to WOW the winner!

All proceeds go to the community via the MLHOA.

Raffle tickets are \$5.00 each or 3 for \$10.00.

Tickets will be available at the annual dinner or you can purchase them ahead of time by calling Jennifer Shacter at 749-9233 or 576-9329. If you'd like to help sell tickets you can call Jennifer at the above numbers as well.

YOU NEED NOT BE PRESENT TO WIN!!

Do You Still Owe Dues?

Fill out the coupon below and mail your check to:

MLHOA

PO Box 699

Mount Lemmon, Az. 85619

Mount Lemmon Homeowner's Association Annual Dues

Voting member (property owner) \$35.00 Non-voting member (renter or friend of the mountain) \$35.00

Make checks payable to MLHOA and mail to MLHOA P.O. Box 699 Mount Lemmon, AZ 85619

Name _____

Address _____

City/State/Zip _____

Home Phone _____ **Mount Lemmon Phone** _____

Email address _____

Amt Enclosed _____

For your Records 2017 MLHOA Dues

Ck # _____

Amt-Paid _____

Date _____

Membership Dinner 2017!

by Carrie Reitz

The Annual Mount Lemmon Homeowners' membership dinner will be held again at the **VISCOUNT SUITES HOTEL, 4855 EAST BROADWAY, ON APRIL 25th, 2017.** The Viscount Suites did such a great job on our dinners the past few years, so we are looking forward to their hospitality once again! Come early and enjoy seeing old and new friends, the no-host bar at 6:00PM, and buffet-style dinner at 7:00PM. Price will be \$37.00 per person and includes dinner and gratuity. We'll be in the ballroom again this year.

MENU

**GREEN GARDEN SALAD
FRESH FRUIT SALAD
BOWTIE PASTA SALAD
CHICKEN MARSALA
SLICED ROAST BEEF AU JUS
NEW RED POTATOES
RICE PILAF
FRESH GARDEN VEGETABLES
ASSORTMENT OF ROLLS
CHOCOLATE DECANDANCE CAKE**

If anyone attending the dinner has any special dietary needs, we can arrange that too, so please let Carrie know.

Please send in your reservation **ASAP** to:

**MLHOA
P.O. BOX 699
MOUNT LEMMON, AZ 85619**

Reservations need to be in no later than **APRIL 18th, 2017.** We will have several interesting guest speakers and promise they will be brief. Your MLHOA board is looking forward to seeing everyone on April 25th!

**MLHOA ANNUAL MEMBERSHIP DINNER
APRIL 25th, 2017
VISCOUNT SUITES HOTEL**

NAME _____ \$37.00

NAME _____ \$37.00

NAME _____ \$37.00

NAME _____ \$37.00

TOTAL _____

Sweet Pea, Sammy and Little Stewart

by Lorri Hans



Sweet Pea and Sammy were outside their nest with very concerned looks on their faces and were deep in conversation when Rufus came by for a visit. They were concentrating so hard on their conversation that they didn't even notice the large Raven fly up and land right next to them. "So, what's the hot topic that has you two so serious?", asked Rufus. Stewart had been testing his jumping ability lately and it had the young parents worried. Just the day before, Sweet Pea heard, "GERONIMO" and looked just in time to see her young son flying through the air from tree to tree. Once Stewart noticed he had an audience he became even more daring. "Hey Mom, look at me," said Stewart and he jumped almost halfway down the tall pine, barely catching himself. Sweet Pea was trying not to look, hoping not to encourage his new found behavior but Stewart ran up to the top of the tree and said, "Mom, mom, mom, hey MOM!" "Look at me fly like a bird Mom!" After hearing their concerns Rufus simply smiled and said your son is growing up and boys will be boys.

Stewart was waking up as the adults finished their talk outside. He heard their voices but wasn't sure what they were talking about. His natural curiosity forced him to get out of his warm bed and join the adults. "Hey! What's all the racket about out here?", asked Stewart. "Never you mind little one, this was just for our ears", his mom said. Stewart shrugged it off then asked if he could go play by the lake. This would be his first time by himself but they decided it was time to let him discover things without the watchful eyes of his parents. So off he scampered to explore the lake all on his own.

Stewart was beside himself at the idea of his solo trip and had no doubts he would have a great time without his parents. He slid down the tree and hit the ground running! Much like his mom, he was looking back and waving at his parents instead of watching where he was going and by the time he turned around, all he saw was the edge of a rock then he felt the cold water of the lake. Sweet Pea gasped and started to run to him but Sammy gently grabbed her arm and said, "He's okay, let him work it out." Within a minute they could see him crawling out of the lake with sticks and plants stuck all over his head. He shook himself off and when he noticed his parents watching him he yelled, "Oh I meant to go for a swim, that was fun!" But the look on his face told a different story!

Stewart was intrigued by the dam at the end of the lake and decided that would be his adventure today, to explore the dam. The water crossing the dam didn't run quickly, nor was it deep but Stewart was a bit leery of his decision. He softly put one paw on the dam, then slowly the next...well this isn't so scary he thought. With his confidence building with each step he thought he could skip along with no trouble. About his second skip he landed on a bit of moss and his little legs came out from under him. Instead of landing in the calm lake, he had slid the other direction and was now caught in the current of the stream heading down the mountain. He grasped at every limb but wasn't able to get a hold of anything that could help him get out of the stream. Many thoughts crossed his mind as he kept his head above water. His main thought was that he would never see his parents again. Yelling for help as he floated by, he saw a large log that stretched across the stream. Keeping his eyes on the log he planned his escape...one, two, three...REACH! Stewart managed to catch a small twig on the log but was too tired to pull himself up. Hanging there he wondered what he was going to do when he heard a small voice say, "Are you ok?" It was a duckling name Danny and he reached down and pulled Stewart to safety. The two became fast friends and walked back up the stream to the lake. When Sammy and Sweet Pea went to the edge of the lake to look for their son they were amused and relieved to see their boy on the back of a duck. The two kids were chatting away and never noticed the watchful parents turn to go back to their nest. "See, I told you he would be fine", said Sammy.

Mount Lemmon Listserv

Receive information from the Mount Lemmon community by signing up on the **Mount Lemmon Listserv**. Send an email to the listserv at Announcements@mtlemmonhoa.org with **your name and email address**. We will sign you up and you will receive instructions on how to use the listserv.

Important Numbers:

Road Conditions 547-7510
 Post Office 576-1427
 Trico Electric 744-2944
 Water District 576-1538
 Amerigas 887-7120
 Arizona Propane 750-9116



PROUDLY SERVING ARIZONA FOR 42 YEARS

Arizona Propane

GAS PRODUCTS SALES & SERVICE

- ✓ *FAMILY OWNED*
- ✓ *COMPETITIVE PRICING*
- ✓ *NO HIDDEN FEES*
- ✓ *UNBEATABLE SERVICE*
- ✓ *RV COMPATIBLE*
- ✓ *RESIDENTIAL & COMMERCIAL*

520-750-9116**APRILK@ARIZONAPROPANE.COM**


**ENJOY A
MOUNTAIN
OF SAVINGS!**

COMMERCIAL SALES**TIM 520-444-2576****TIM@ARIZONAPROPANE.COM****Mount Lemmon Community Center**


The Mount Lemmon Community Center (MLCC) is part of Pima County's Natural Resources Parks Recreation (NRPR) department. The Mount Lemmon Community Center, Inc. is organized exclusively for charitable, social and educational purposes. The facility is dependent upon local volunteers to staff and support the visitor's center. Our mission is to welcome all who visit the facility and promote Summerhaven, Mount Lemmon and Pima County Arizona.

Reservations to use the Community Center can be made by calling Kelly Cheeseman at the Pima County Parks and Recreation phone number: 520.877.6155 or E-mail Kelly.Cheeseman@pima.gov

If you would like to send and receive timely information from the Mount Lemmon community, you can sign up to the Mount Lemmon Listserv. Send an email to listserv at (Announcements@mtlemmonhoa.org) with your name and email address. We will sign you up, and you will receive a welcome note with instructions on how to use the listserv.

****Just Call 911****


Becoming friends with our local firemen, EMT's, and law enforcement officers is bound to happen when we see them so often. It has become second nature to just call them directly instead of using the 911 services. It is very important to their budgets that we utilize the 911 dispatch and not call directly to the firehouse or our sheriff's cell phones. If we don't go through the proper channels, the agency doesn't get credit for the service they have performed. We ask that if you need medical attention, CALL 911. If you are in need of law enforcement, CALL 911. If you see a fire, CALL 911. It will benefit us all in the long run!



Residential Plans
Starting at **\$24.95**

High Speed Internet

Avoid the Seasonal Rush!
Schedule Your
Installation Today



For more information

Call 520.547.7445

or email Lemmon@simplybits.com

5225 N. Sabino Canyon Rd, Tucson, AZ 85750

www.simplybits.com

Newspaper Delivery

Jenni Avram will provide the Sunday paper for residents at a price of \$2.50, payable in advance. Please contact Jenni at Mount Lemmon Realty to place your order 576-1333. Delivery will be by 11:30 on Sunday mornings at Mount Lemmon Realty.

Restaurant Hours

The Cookie Cabin

Monday thru Friday 10:00 - 5:00 PM
Saturday and Sunday 10:00 - 5:00 PM

The Iron Door

Monday, Thursday & Friday
10:30 AM - 4:30 PM
Saturday & Sunday
9:00 AM - 4:30 PM

Breakfast served from 9AM-11AM
Saturday and Sunday
(Free Sky Ride with breakfast)

The Grubstake

10:30 AM - 4 PM (Weekends only)

Sawmill Run

Monday-Thursday 10:30 AM - 5:00 PM
Friday 10:30AM - 8:00PM
Saturday 9:00 AM - 8:00 PM
Sunday 9:00 AM - 5:00 PM
Breakfast served from 9AM-11AM
Saturday and Sunday

Sawmill Run Monthly Specials

First Saturday of the month:

Chicken stuffed with apples and brie cheese with
mashed potatoes and green beans-\$13.99

Second Saturday:

Chicken bacon Alfredo with side salad and garlic stick
\$13.99

Third Saturday:

New York Strip steak with loaded baked potato, broccoli and side salad-\$15.99

Fourth Saturday:

Salmon with Rice Pilaf, green beans and a side salad-\$14.99

Fish Fry Every Friday Night -\$13.99

MLHOA

The Mount Lemmon Homeowner's Association (MLHOA) was formed in 1969 to protect the welfare of the Mount Lemmon community and to be involved in all aspects of its improvement. The concerns of the organization are not limited to private property owners. Full membership with voting rights is accorded to private owners and leased land holders upon payment of yearly dues. Being organized, having a legal fund and having active **LOCAL** voice participation enables the Association to accomplish most of its goals. Pima County has said the MLHOA is the strongest and most respected homeowner's organization in the entire county. Dues are \$35 per year payable in February. Renters and Friends of the Mountain may obtain membership for \$35 a year. The Annual Dinner and Meeting is held each year on the first Tuesday after taxes. To join the Mount Lemmon Homeowner's Association, send a check to Box 699, Mount Lemmon, AZ 85619.

The most visible product of the MLHOA is the **ECHOES**, a newsletter published ten times a year. The Association organizes social events such as potlucks, pancake breakfasts, ice cream socials and raffles, enabling owners to mingle. Members of the Board are: Mike Stanley, president; Bonnie Lohman, vice-president; Linda Currin, treasurer; Mickie Gelsinger, secretary; Carrie Reitz, Event coordinator; John Mulay; Pete Krauss; Debbie Fagan; Glen Schager; Mike Bernstein; Tom Thomas, Bill Piatkiewicz; Jenni Avram; Sally Crum and Jerry Taylor.

Advertising in the Echoes is \$10 per issue for a proportional business card and \$50 per issue for a 1/4 page ad.

Echoes Editor: Lorri Hans (mtlemmonpielady@gmail.com)

TRUELOVE WINDOW CLEANING
(formerly CRYSTAL VISION)

Professional and Friendly
Licensed, Bonded and Insured



(520) 465-7195
Scott Truelove
Owner / Operator
www.truelovewindowcleaning.com

The Living Rainbow, Inc

P.O. Box 753
Mt. Lemmon, AZ 85619
(520) 576-1519
rainbowz@mindspring.com
fax (520) 298-4770
Debbie Fagan

Windchimes and Gifts since 1979
Celebrating our 35+ year in business

dennis cozzetti
cozzetti construction inc.
520 665-1648
dennis@cozzetticonstruction.com



(520) 576-1333
(520) 576-1300 PHONE/FAX



MOUNT LEMMON REALTY, INC.

ROBERT ZIMMERMAN
Broker
bobzim@mindspring.com

P.O. BOX 1
MT. LEMMON, AZ 85619-0751
MtlemonRealty.com

P.O. Box # 32683 Tucson, AZ 85751

Estab.  1984
690-0808
"Your Dependable Truckers of Tucson"
www.deserttrucking.com

John "J.J." Johnson
Cell (520) 449-8800
Fax (520) 690-0011

Transfers
Super 16 & 18
Semi's & Bells
10 & 12 Wheel Dumps

M. C. Harmon Construction, LLC
General Contractor

520-576-1546

Building on Mt. Lemmon since 1979
Specializing in Custom Log Cabins

General Plumbing Electrical Roofing
ROC 219566 ROC 221184 ROC 221185 ROC 221117

Matthew C. Harmon Christopher J. Harmon

Elegant Excess

Specializing in
Beaded Badge Holders for
Nurses, Teachers etc.

By Carrie Reitz
Phone 520-404-6772
See at: elegantexcess.com

GRIFFITH BUILDING


OVER 30 YRS EXPERIENCE
DESIGNING - BUILDING
REMODELING AND REPAIRING
VACATION HOMES & CABINS
GARY 256-9816 LIC # 062647

Sky Island Construction

BUILDING ON MT. LEMMON
GREG FERGUSON - PRESIDENT
Office: 471.6322
Fax: 751.7918
Lic# 163522

SKYISLANDCABINS@AOL.COM
LICENSED, BONDED, INSURED

(520) 576-1333
(520) 576-1334 Res
(520) 576-1300 PHONE/FAX



MOUNT LEMMON REALTY, INC.

FRANCES ZIMMERMAN
Sales Assoc./Property Mngt.

P.O. BOX 1
Mt. Lemmon, AZ 85619-0751

George R. Reitz
Realtor®
Multi Million Dollar Producer



Home/Office: (520) 722-1265
Cell Phone: (520) 444-1439
Fax: (520) 303-4975
greitz2@cox.net

Real Estate
Marketing Professionals of Tucson

7481 E. Tanque Verde Rd., Tucson, AZ 85715

(520) 576-1333
(520) 576-1300 PHONE/FAX
(520) 861-0161 Cell

MOUNT LEMMON REALTY, INC.

JENNIFER L. AVRAM
Sales Assoc./Property Mngt
jennimir@mindspring.com

P.O. BOX 1
Mt. Lemmon, AZ 85619
mtlemmonrealty.com

Cabin cleaning made easy

Next day, same day service available
Open/close cleaning jobs bid on site
Free estimates, flexible hours



Debbie Weatherly
520-203-3740
Email: Debbie.weatherly@aol.com



PICANTE DESIGNS

Eclectic and Unique
Fashion, Folk Art & Furnishing



(520) 320-5699
picantedesigns@hotmail.com
www.picantetucson.com

2932 E. Broadway
Tucson, AZ 85716

EL RANCHO ENCANTO
ASSISTED LIVING
EXTRAORDINARY HOMES. SUPERIOR CARE

Pam Haskell
Phone: 520-885-0004
Fax: 520-885-7077
Cell: 520-245-8292
5705 & 5803 E Ft. Lowell
Tucson, AZ 85712
pamhaskell@elranchocanto.com
www.elranchocanto.com

April 2017

Sun	Mon	Tue	Wed	Thu	Fri	Sat
						1 April Fools' Day
2	3	4	5	6	7	8
9	10	11 Full Moon	12	13	14	15 8a-MLWD 1p-MLWC
16 Easter	17	18 TAX DAY	19	20	21	22 Earth Day
23	24	25 MLHOA Annual Dinner-Viscount	26	27	28	29
30						

Save The Date!!!
June 24th, 2017-"Women of Blues" with Jeff Haskell
At MLCC
Sponsored by the MLHOA
More information to follow!!

Save The Date!!
Jeanne Hartman's Art Sale
Held at the MLHOA on June 16th, 17th & 18th
Questions? Call 520-576-1467

It Takes A Village

by Peter Norton, firefighter/CEP

When a fire call goes out for your average size home in Tucson, the initial response includes: a Battalion Chief, EMS Captain, 3 Fire Engines, 1 Ladder Truck and an ambulance equaling 20 personnel. Some of the jobs these individuals are tasked with include; pulling a hose to extinguish fire, managing the engine pump, cutting off utilities to the home, performing ventilation maneuvers, searching for injured persons and pets, managing outside exposures, connecting to water source and so on.

On Mount Lemmon, the initial response includes 2 people on an Engine. Add to that the possibility of snow, steep terrain covered with rocks and trees and the probability that a structure is heavily involved with fire by the time it is observed by another individual, and you have an extremely difficult job at hand. Lucky for us we have some of the best help that money can't buy, the residents and volunteers of Mount Lemmon.

This past winter we found ourselves faced with all of those challenges when a house caught fire on a steep, unmaintained road shortly after a major storm dumped several feet of snow on our little village. With such a daunting task at hand, it wasn't long until the members of our community began arriving to lend their support. Along with the Mount Lemmon Water District, several volunteers helped by plowing the road, supplying water to our engine and even fighting the fire directly with a hose-line.

It's when the mountain is faced with adversity that we witness the strength and perseverance of this small mountain village and us at the Mount Lemmon Fire District would like to extend our thanks and gratitude to our extended family.



**Mount Lemmon Homeowner's Assoc.
P.O. Box 699
Mt. Lemmon, AZ 85619**

PRST STD
US POSTAGE
PAID
TUCSON AZ
PERMIT #129

Parting Shots

**Welcome Chief Stan Wagaman
Our New Fire Chief**

