

The

# Mt. Lemmon Echoes

*Serving the Homeowners of Mt. Lemmon*

**"You can overlook Tucson, but you can't overlook Mt Lemmon"**



*Bomber dropping fire retardant over the Soldier Fire  
photo by Judy Epstein*

## Fire District Update....

by Deanna Barnella

**Let's talk FireWISE!! Will It Survive Embers?** The Mt. Lemmon Fire District sponsored a 4 hour Seminar at the Fire Station on Saturday, April 20th. We would like to thank the **Arizona State Land Department** and the **U.S. Forest Service** for all of their assistance. The turnout was much greater than expected and very appreciated. Thank you again to all who took the time to attend.

The District wants to remind everyone of the importance of being **FireWISE**. As we have all seen this year, fire danger is effecting our mountain. We cannot encourage you enough to assist the firefighters with the prevention of fire to your home and our community. What can I do? One big task that has been taken on by many residents, is the removal of ladder fuels and pine needles surrounding their home. What do the firefighters do? The Mt. Lemmon Fire District provides a 40 yard dumpster at or around the fire station for the convenience of the residents. There has been

such a response with the current fire activity that we are now asking everyone to bag up the pine needles so we can assist in the removal as quickly as possible. When making piles of slash, make two; pine needles (bagged) and branches/limbs from trees. This will make a difference in the equipment we will need when coming to your home. When you are ready for us to come by for pick-up, please call **DeAnna at 576-1202**. We will add you to our list and get by as soon as possible. If you have any questions on what you can do, if you need any assistance, or need any lawn & leaf bags, please do not hesitate to call.

**Fire Activity...**special thanks to all who assisted in the suppression of the Tucson Avenue fire. We are grateful that the **Herde family** were on the mountain that weekend. They spotted the fire and jumped right on it with garden hose and received additional help from **Vic Zimmerman, "Bones" and Otto**. (I apologize if I left anyone out) Thanks also to the local businesses who brought water and support. The Fire District received information that there was a timely delay before we were notified of the fire. Since January, we have been fortunate to have outside dispatching. This means we no longer have someone in the station answering our phones. We are out in the District training, learning the area and providing public assistance. **Please remember to dial 9-1-1 first.** This will activate the Fire District's emergency response system..

**Thirty Acres!** Wow! As I am typing this now, we still have one more day on this fire. The Soldiers Pond area had mutual-aid at its finest. The **Forest Service, Hot Shot crews from out of state, Northwest Fire District, Golder Ranch, Big Piney from Wyoming, Rural Metro, Corona de Tucson, the Mt. Lemmon Fire District** and thousands of feet of hoses working for hours. Again, I'd like to thank everyone for their support and patience. With this fire came questions of evacuation. Summerhaven has evacuation air horns strategically located in the village. The Fire District has arranged to sound the horns at the top of the 4th of July parade. This will be a test so that if the time may arise, the residents will be familiar with their sound.

**Be Safe...Be Aware...and Be FireWISE**



Photo by Mike Stanley showing how close the fire line came to the cabin - hose is near the burn line

## "Fire on the Mountain"

by Jim & Marty Herde

It is amazing how fast your heart beats, how hard it is to breathe, and how dry your mouth is when you discover a small forest fire burning two cabins away from yours.

\***Fortunately**, it was day time on a day when people were there to find the fire and sound the alarm from more than one source.

\***Fortunately**, Mike Stanley's nose told him this smoke held danger and started him mentally and soon physically routing water to where it would be needed.

\***Fortunately**, people from the businesses in town came and began cutting the South fire line, finished by the firefighters, that prevented spread to the adjacent cabins. By planned (but not yet fully tested) good fortune, the fire hydrant in town performed as well if not better than expected. Also, currently, the MLFD is well staffed, especially on weekends, and responded with equipment, skill, and enthusiasm. 9-1-1 works.

Soon many people from the community were there bringing water to drink (boy, did that taste good!), food to eat, tools, help with hoses, and perhaps most importantly, a clear sense of community. A fire allows you to meet a lot of people but it isn't a suggested social event! Many thanks to **Vic, Bones, and Otto** for racing up the hill to lend a hand.

### Some observations:

Dry needles burn pretty fast and are hot enough to ignite downed branches and bases of trees living and dead. Those short dog hair thickets make a good crackling sound as they burn in about 30 seconds flat. Branches hanging near the ground, tree trunks, and other ladder fuels really do bring the fire up from the floor of the forest. When the emergency settled about a quarter of an acre burned (most of one lot and part of a second), several trees burned to 4 - 8 ft. above the ground and the edge of the fire was 10 measured feet from the closest cabin. Having watched the needles burning we would estimate that there was probably less than ten minutes before the fire would have reached the cabin.

After seeing first hand what we've all been hearing about, we think those "fire-wise" guys are right. The importance of keeping our properties cleaned up and trees thinned was clearly demonstrated that day. We had a close call and, this time, we were lucky.

## Rake and Bag Pine Needles! It May Just Save Your Cabin!

By Judy Epstein, FireWise chairman

Have you heard about the fire in the village started from buried ashes? Here's what happened...

On Saturday, April 20<sup>th</sup>, we had our first Firewise Workshop thanks to the MLFD with help from **Bill Hart**, Fuels & Prevention Manager, **US Forest Service**, **State Land "Beetle Expert" Bob Celaya** and other knowledgeable leaders. Info from that workshop could fill the Echoes!

Those of us that attended were awarded **free ash buckets!** Ironically an attendee forgot to pass on this new acquisition and wisdom to another family member and the other member buried their fireplace ashes, probably as they have done for years. But this time...Ta-Da! **FIRE! PINE NEEDLES** ignited and the flames quickly followed the path of pine needles! (Please refer to story about this.) If pine needles near your cabin become ignited, would the path of burning needles lead directly to your cabin?! **BE SURE TO RAKE YOUR PINE NEEDLES AWAY FROM ALL FLAMMABLE STRUCTURES! BAG THEM** and dispose of them in the dumpster provided by MLFD, or if needed, let them know that your bagged needles are conveniently placed for pick up! **...IT MAY JUST SAVE YOUR CABIN!**

**Because of the potentially severe fire season this summer the Board of Directors of Loma Sabino Homeowner's Association has voted to keep all gates temporarily open until the current extreme fire danger has subsided.**

## www.mountlemmonfire.com

Your source for FIREWISE Information... past and current! **The Soldier Fire signals that FIRE DANGER is already here! Firewise Quiz:**

1. Are your needles raked away from your cabin and disposed of properly?
2. Have you removed all pine needles from your roof and gutters?
3. Have you removed all "Ladder Fuels" (low hanging dead branches) around your cabin?
4. Is your FIREWOOD stored safely away from flammable structures and plants?
5. Is your address clearly visible from the road?  
(Reflective numbers are available for **FREE** at **MLFD**!)
6. Is your address clearly posted by your phone or known by all that use your cabin?

## MUST SEE NEW FIREWISE VIDEOS!

### "Wildfire! Preventing Home Ignition"

### "Protecting your Home from Wildfire"

by Judy Epstein

Our Firewise community is **incredibly lucky** to have in our possession **2 NEW educational FIREWISE videos** especially made for **homeowners like us!** These videos were personally sent to me from Judith Leraas Cook, National Firewise Home Page Manager, after we had a lengthy conversation stemming from my interest in using the Firewise Logo. When Judith heard all that we were doing on Mt. Lemmon, she decided to send me these **brand new videos** that have not yet been officially distributed: **"Wildfire! Preventing Home Ignition"** and **"Protecting your Home from Wildfire."**

An attempt to get this information out to you was made at the Homeowner's Dinner. I learned later that those of you who took home a videotape from the meeting, there was no label letting you know that 2 videos were on it and instructions to return it to MLFD or the General Store was not clear. One person shared with me that after watching "A Matter of Time" the screen went to blue so she turned it off and rewound it. She did not know that one of the newer videos, **"Protecting Your Home from Wildfire"** followed on the tape a minute later! If you were not asked to return them at the dinner meeting, we would appreciate circulating them for other homeowners to see through the General Store checkout process.

Several new copies have been made with labels, this time showing all 3 short (~20 minutes each) Firewise informational videos starting with the 2 new videos and "A Matter of Time" last for those who have yet to see it. These are available for free checkout at the Mount Lemmon General Store. **THE NEW ONES ARE EXCELLENT! BE SURE TO SEE THEM!**

## News from the Watering Hole

## WATER, WATER NOT EVERY WHERE, BUT STILL A DROP TO DRINK"


Chuck Autrey, president

Your Mt. Lemmon Cooperative Water Company (MLCWC) has asked each resident to voluntarily curtail their water usage by at least 50%. On May 2nd or 3rd a copy of the Mt. Lemmon Curtailment Contingency Plan was mailed to everyone receiving water service. At the same time a request for implementing status condition 2 was sent to the Arizona Corporation Commission. As the spring flow rates continue to slow, I'm sure everyone will pitch in, as they have always done in the past, to conserve water at every opportunity. Many suggestions for conserving water are listed in the curtailment plan that everyone should have received by mail.

The annual meeting of the MLCWC will be held at the

**Mt Lemmon Fire Station on Saturday, June 29th at 10am.** We will elect three board members, each to a three year terms. The nominating committee is interviewing everyone that has expressed an interest in becoming a member of the board. The committee will be sending out a ballot 30 days prior to the meeting. Please bring your ballot with you to the meeting or mail it back to the board so you vote can be recorded. There will be three individuals recommended

by the nominating committee, but as always you may write in anyone that you believe can do the job. Additional nominations will be taken from the floor at the meeting. If



Chuck Autrey, president

## Annual meeting

of the MLCWC

will be held at the Mt  
Lemmon Fire Station on

**Saturday,  
June 29th  
at 10am.**

We will elect three board  
members

you are unable to attend but have some questions that you would like the board to address please contact any board member or mail your questions back to the board with your completed ballot.

**Gary Slocum** has decided to retire from the board and not run for reelection. Gary has given many years of dedicated service to your board and to our community. Gary, Mt. Lemmon is a better place because of your efforts; Thanks

## LETTER FROM THE PRES.

By Ross Quigley



This years annual Homeowner's dinner had a fantastic turnout, with over 200 homeowners attending. I want to thank all of you who participated, either as guests, speakers or audience. As you know, our theme for the dinner was Fire Safety Awareness and with 3 fires near the village already this spring, it is obvious we

can't be too careful!! If any of you still have questions as to how you can help, please contact **Chief Barnella at the firehouse (576-1201)** or call **Judy Epstein at 760-2806/576-9586**.

I would like to apologize to all the members of the Mt. Lemmon Woman's Club for failing to thank them for their contributions to our community. They are constantly involved with community projects and aid. If you are not a member and would like to find out what their organization is about, see the article in this Echoes with an invitation to their annual tea. Before I get off the subject of the Annual Dinner, I would like to once again thank all of our local business" as well as Trico for their generous door prize donations. Remember to support these folks this summer! I have been asked by Fireboard member Bob Zimmerman to recruit some help for a cleanup day through out the village where homeowners get together for a few hours and help haul bags of pine needles to the dumpster behind the firehouse. Trailers can be provided to haul the bags, but man power will be needed to fill, load and unload them. These piles of needles that are around our homes cannot be burned, and our firefighters can't keep up with them. If you would like your needles removed, but cannot help out with the cleanup, please bag them for us to help expedite their removal.

If you are interested in helping out please call me at 749-0361 so I can put you on my list and notify you of the date for the cleanup. *If* enough volunteers are available we will also do some raking around the cabins of some of our senior

homeowners who need the help. **The tentative date for this project is May 19th in the morning.**

In closing I would like to welcome our new Board members; **Jim Connolly, Gordon Hunter, David Ostapuk, and Don Underhill**. They were voted in at the annual dinner to replace four members who gave many years of service to our community. These out going members are **Chuck Autrey, Red Greth, Dani Hayhurst, and Olga Pace**. We thank them all for everything they have done for us!

## SURVIVAL FOR THE ANIMALS

by Barbara Welsh

Human beings can go seven to ten days without water but what about the animals during a drought? Animals have many ways of coping with drought conditions. Many of them live underground which helps maintain a more constant temperature for their homes. They do not have to use energy to either keep warm or cool their homes. Moisture is obtained from the plants, leaves, berries and seeds they can find to eat. When there is a drought the plants are not as abundant so food is in short supply. The predators find moisture from the other animals that are their prey. An owl that catches a rabbit can get most of the water it needs from its kill. Some animals have the ability to have fewer babies (lay fewer eggs) when food is scarce, so they are able to feed their young. Because nature is not kind many of the weakest will not make it through the drought period. This keeps the "balance of nature" because less animals need less food. When food and water are again available this balance reverses itself. More food, more water and more animals. Some animals can get along on very little water. The roadrunner does not need water at all, but will drink it if it is available. There is a special little rodent that never drinks water even if it is there for it to drink. This is the kangaroo rat. He is the most efficient water conserving animal of all. He lives under ground only on dry seeds. The water he exhales is absorbed by the seeds he stores in his burrow. His metabolism breaks down starch from the seeds into carbon dioxide, energy and water.

The larger animals are going to be searching for water where ever they can find it, which means we may again see bears, also skunks and foxes trying to find water even at our cabins. I think I'll wait until after the rains to feed the birds and put out the hummer food. No matter how sorry we feel for them, it is not in the animals interest to try to Fool "mother nature".



Barbara Welsh

## Summitt Award to Steve Hensel

by Suzanne Hensel

The 2002 Summit Award was presented to Steve Hensel at this year's annual homeowners' dinner on April 16th. The Summit Award is presented to an individual who has given many years of service to the Mt. Lemmon community. Steve moved to the Catalinas over 23 years ago as a Forest Service employee. During that time he has fought well over 100 wild fires in this range alone. Several years ago Steve became involved with special use permits. He focused on both the needs of the camps and the health of the forest. Through his



Steve Hensel at Annual Dinner

direction the scout and church camps were able to upgrade their sites while lowering their annual fees through service hours. Steve's extra time and effort have contributed greatly in allowing these camps to become a positive part of the forest. Steve has also worked closely with Ski Valley giving them better relations with the Forest Service and a much deserved push in expanding their operation.

As the person in charge of the Forest Service water system for the Catalinas Steve has spent several years upgrading the system which has improved the consistency and quality of water delivered to the campgrounds dramatically. He has also assisted the water coop numerous times.

In 1993, Steve, with the assistance of the Sheriff's Department, apprehended a U of A fraternity that had been cutting trees illegally every December for at least 15 years. Had it not been for his persistence this would probably still be going on today. Away from his job Steve has made the extra effort to help the homeowners with their questions and concerns regarding their property and the forest that surrounds it. He has also contributed to the Fire Wise program. He has personally been involved in over 20 Eagle Scout projects. All of these have benefitted the Catalinas from cleaning up old structures, to repairing wild life springs, to building new trails.

Steve meant it when he expressed that he was humbled to receive the award - just as I was the previous year. It has been quite a journey these past several years for us. These mountains have become a part of who we are and who our children are. We thank the residents for welcoming us into their hearts and giving us the opportunity to discover what we are capable of achieving.

## School Days

by teacher

Suzanne Hensel

On April 24th, the entire student population, along with a few of the parents, ventured into space in search of Comet Encke. Our objective was to track down the comet and take back to Earth some of its dust particles. While en route to Comet Encke we discovered a new

comet. We named it Comet Zimmerman in honor of our school. Through the hard work of the students and the adults we were able to launch our probe and gather the particles. The mission was a success! Thanks again for your tax donations which made the mission possible. After returning to Earth we met up with Bob Zimmerman and toured the WWII hangers and several fighter planes on display. We learned a lot from Bob and the docents at the museum - all of whom have had experience flying these planes. This two-fold field trip was preceded by many lessons and discussions in the classroom. The students now have some very real knowledge of the weapons of war. They experienced both American pride and awe at the planes from WWII, the Korean War and the Vietnam War. Although this event was planned before the 9/11 tragedy it has opened the door for the students to understand the ideals behind our country and how war, even though quite devastating, occurs.

Our final big event for the school year will be on Thursday, May 16th. Zimmerman School will be presenting

"Uncommon Entertainment."

The fire house has graciously agreed to host our end of the year production. The show starts at 7:00 P.M. with refreshments to follow. The kids are looking forward to performing for you.

Photo of teacher Suzanne Hensel with Pima County board supervisor Ray Carroll at the Mt Lemmon Annual Homeowner's dinner



## 2002 Bunko to Start!!

June 8th 6:00pm

Summerhaven Coffee House

RSVP your choice by June 1st to Linda  
Mulay 327-4614

Veal Picatta with Lingini OR

Italian Sausage Lasagna \$18.00 includes  
salad, rolls, drink, tip and tax

## WOMAN'S CLUB NEWS

### Luann Waldron, President

The GFWC Southern District meeting, of which the Mt Lemmon Woman's club is a participating club, was held March 23, 2002. **Fran Zimmerman, Helen Quigley and Luann Waldron** represented the Mt. Lemmon chapter. Our club received 8 awards for the 2001 year. We received 1<sup>st</sup> place awards in Education Special Projects, Education Literacy; Membership, and Art/Craft Seasonal-Ethnic categories. Our Club received a 2<sup>nd</sup> place award for Photography and 3<sup>rd</sup> place awards for Community Improvement; and 2 more in Photography.

At our April meeting we had election of officers for the 2002-2004 term. The new officers are: **President-Luann Waldron**, 1<sup>st</sup> Vice **President-Fran Zimmerman**, 2<sup>nd</sup> Vice-President -**Patsy Riley**, Secretary- **Kay Slocum**, and Treasurer- **JoAnn Foor**.

On June 8<sup>th</sup> we will have our Annual Membership Tea. Our tea will be held at B.J Singh's cabin at 2:00PM. Our Co-chairman for this year's tea will be **Sally Coulthard and Helen Quigley**.

We will again be sponsoring BUNKO NIGHTS. The dinner/game dates are June 8<sup>th</sup> and July 13<sup>th</sup> and will be held at the **Summerhaven Coffee House**. A spirited Bunko game will immediately follow another fantastic dinner prepared by **Jim Berdice**. To make reservations please call **Linda Mulay** at 327-4615 or 576-1417.

Anyone interested in becoming a member of the Mt. Lemmon Woman's Club please call **Luann Waldron 743-3034** or **Fran Zimmerman 576-1333**. We will gladly give you information about our "fun things" as well as outline the charitable activities of the club within our community.

**Hiking will begin Sunday June 2nd at 8:30 AM. We will meet in front of the Post Office. Hikes will be easy at first and should last between 1 and 1 1/2 hours.**

## WOMAN'S CLUB TEA

by **Helen Quigley**

A highlight of our Club is our annual Membership Tea. Our Club has had the Tea at the D-1 cabin, summer home of member **B.J. Singh**, for many years not only because it accommodates all our members and guests, but also because this lovely old cabin has a beautiful setting.

We would like to invite all the women from Mt. Lemmon to our Tea. New cabin owners, past members, present members, women who have just not been able to make it in past dates, all are invited. Come have some tea and desserts and see what we are about or just meet your mountain neighbor.

If you would like more information call **Helen Quigley, 749-0361**, **Sally Coulthard, 299-1236**, **Fran Zimmerman 576-1333** or ask a member. Be Our Guest To: GFWC Mt. Lemmon Woman's Club Membership Tea

Date: **June 8, 2002** Time: **2 PM**

Place: **D-1 Cabin** on Turkey Run Road

Hats are optional. Present members, please call **Sally Coulthard or Helen Quigley** with what finger food or dessert you will be bringing.

## Kids Club Summer 2002

Thanks to continued efforts of **Olga Pace**, founder of the Mt Lemmon Kids Club, the Kids Club will be meeting again this summer for 5 weeks during June. Kids from age 3-12 can meet new friends, have fun, and enjoy some educational activities. This year the Kids Club will meet in various locations. Please meet in front of the Summerhaven post office at 9:45 sharp if you are unfamiliar with the location. Meetings take place between 10AM and noon. Mr **Don Dalton** has volunteered to lead you to the meeting place. Children need to be picked up from the meeting site at noon. The schedule is as follows: **June 1<sup>st</sup>: Local animals** - John McGehee of AG & F will be talking about indigenous animals. Following his talk, we'll be making masks & play games - location : Gloudemans-DeLay cabin.

**June 8<sup>th</sup> Heavens above:** This is a fun time with crafts and aient myths to prepare kids for meeting next week location : Gloudemans-DeLay cabin.

**June 15<sup>th</sup> - Amatuer Astronomers** - this is a night program beginning at 8:30 PM in the parking lot of the Iron Door across from Ski Valley. All parents ned to be present and assume responsibility of their children. Bring a flashlight and chairs.

**June 22 - our feathered friends:** Presentation on birds of Mt Lemmon & make some bird feeders and play games. location : Gloudemans-DeLay cabin.

**June 29<sup>th</sup> - Fire Danger:** Deanna Barnela will give presentation at the fire house. This meeting will start at 10AM at the fire house. Volunteers to bring snacks appreciated. For information contact **Mary Gloudemans 529-2096, 576-1158, Olga Pace 577-1993, 576-1420, Anita Flagg 577-1429, Don Dalton 577-9599**

## Community Ads - the Flea Market Corner

Starting with this issue of the Echoes we will have a column where Homeowner's Members can advertise items they wish to sell, trade or just give away or if you are having a yard sale. No Real Estate or commercial sales will be permitted. We will not charge for this service so please try to keep your ad short & simple. Space will be limited. You will need to list the item, the price of the item, and a full name and phone number. Common sense - nothing illegal, immoral, or sent as a practical joke, please. Remember, your junk could be someone else's treasure! The MLHO Association takes no responsibility for the condition of the item listed - that is strictly between the buyer and the seller. The MLHO board reserves the right not to run an ad for any reason. Mail a printed copy of your ad to MLHO Box 699, ML or drop your ad off at Mt Lemmon Realty by the 1<sup>st</sup> of each month for publishing in that month's edition.

I have a **couch & love seat** at Hopper Hill that I bought in July. It was just sat on weekends. I bought it wholesale brand new. I paid \$600.00 for both. I would like \$350.00 or best offer. All calls to Darby 907-1176.


**POOL TABLE ON MOUNTAIN FOR SALE**  
BEST OFFER - CALL FRAN 576-1333

## As the Lemmon

# TWISTS

### Mountain

neighbors **Jim and Annie Chumbler of Chumbler's Realty, Inc** show off their 32 Ford 3 window coupe with a 350 Chevy engine & 400 turbo trans. The sign reads, "this is not their real estate car." What a flaming hot paint job. If this was in color - the body is orange with yellow flames - if you are lucky enough to see it on the mountain wave hi to Jim and Annie.



**Mistie Quigley Bene** had a healthy baby boy, Chase on April 9<sup>th</sup>. **Ross and Helen Quigley** are sharing all the grandparents bragging rights.

Mistie grew up on the mountain, and plans to bring Chase up frequently this summer. She wants him to have all the advantages she enjoyed from Mt Lemmon.

And Mt Lemmon residents are not the only ones suffering dry conditions - on May 2<sup>nd</sup> long time Mt Lemmon resident Sheri Lee, ( who now lives in Pagosa Springs Colorado) sent this email note - "Chilly 20 here this morning and still no rain in sight. We are only to use water for drinking and fire fighting. Darn. I didn't think they'd start restrictions this soon. How is it one careless match can start a forest fire, but it takes a whole box to start a barbecue?"

**Chris Massingale** has opened a new hot dog stand outside Phil and Carol Mack's General Store. For a quick delicious Hebrew hot dog at reasonable prices, stop by & see Chris!

Sadly, there is another loss to the community - **Nancy Eveland** passed away suddenly last week.. Our condolences to her sister & brother in law, **Jim and Judy Connolly** and all her family mountain friends.

**And, finally, Debbie Fagan, of the Living Rainbow, passed on this little note :**

In April, the mountain lost a dear friend, **John Robinson**. I have many memories of John but there is a special one I'd like to share. I am a BIG fan of the mother/daughter singing group, "The Judds" and back in the early nineties, I managed to get 2 up front tickets to their farewell concert in Tucson. For those of you who aren't fans, this was their final tour because the mom (Naomi) had to leave the group due to illness. Anyway, the gentleman I was supposed to go with, broke my heart (sigh). Too upset to attend the concert, I gave my tickets to John and his 1st wife, Susan, and tried, unsuccessfully, to pretend it didn't matter. To make a long story short, John & Susan were thrilled to get the tickets and had a super time. To my surprise, a couple of weeks later, John presented me with a framed, poster size, close up picture he took of the Judds on stage. To this day, it hangs in my shop, upstairs, for all to see. And every single time I see it, it brings a smile to my lips and my heart.

**SUMMERHAVEN  
COFFEE HOUSE HELP  
WANTED**

**SUMMER/FALL FULL-  
PART TIME**

**ALL POSITIONS**

**CALL JIM @ 576-1586**

**Karen's Cabin Cleaning**  
**\$20 hourly**  
**Please leave a message @**  
**576-1333 box 3**




### 3<sup>rd</sup> Annual Mt Lemmon Light Fest 2002 & UPTOWN SUMMER SUNDAYS EVENTS

the annual Lighting Contest & Lightfest Starts June 1<sup>st</sup>, Saturday at dusk. So decorate your cabins and businesses with lights on each Saturday night throughout the summer. First, second and third place prizes for Lighting will be awarded at the 4<sup>th</sup> of July Parade! And be sure to enjoy the Mt Lemmon "UPTOWN" summer events taking place on **Sundays** this year.

**Sunday, June 2<sup>nd</sup> DO YOU BELIEVE" from 1PM to 4PM** In Santa Claus, the Easter bunny and the

tooth fairy? Well if you don't come up to the town of Summerhaven on Mt Lemmon Sunday, June 2<sup>nd</sup>, from 1 - 4 PM where you can meet them all. Some of you met the Easter bunny at the Annual Homeowner's dinner! First you can visit Santa Claus in the Christmas Room



Helen Quigley, Donna Roll & Easter Bunny

located upstairs at the Alpine Lodge. Meet all his elves and talk with Santa, get candy canes and goodies galore. And, if you've been good, receive a certificate for a free Christmas red icee (value \$2) that can be redeemed downstairs from the elf at Santa's icee machine. Then hop around town and keep a sharp lookout for the Easter bunny. He'll be riding around town in the Easter Mobile. It's a mini electric car custom designed by the MLCECs for Mr Rabbit. He has huge baskets filled with treats to hand out to everyone but no petting allowed. Then if you're not too tired from all the hopping, see if you can find the tooth fairy. She'll be easy to spot - wearing a full length cape with wings all the way down her back. She's pretty flighty, but if you can catch up to her, she has something special to give you too! Bring camera - great photo opts sponsored by the Mt Lemmon Community Events Coordinators (MLCECs) and the Alpine Lodge.

**Sunday June 9<sup>th</sup>: : Mt. Lemmon Art, Crafts and, Psychic Benefit Fair. From 10am to 5pm.** Stroll through the lovely town of Summerhaven and buy beautiful one-of-a-kind art and crafts from the many vendors. Have your cards read too! This years show will benefit the MT. LEMMON FIRE DEPT and CASA GLORIOSA (they help Women and Children who are infected/ affected by HIV ). For space info call Wendy

Carlson in Tucson at 327-6740 or Karen Shunk on Mt. Lemon at 576-1333 box 3 Wed. & Thu. Only. Special Thanks to Don Underhill owner of the Alpine and KCMT Radio (101.9) for their support!

**Sunday June 23<sup>rd</sup> Summerhaven Community Flea Market** from 11 AM to 4PM. Throughout the town of Summerhaven cabin owners will be outside selling their cherished family treasurers. If you'd like to set up and sell in your own driveways to benefit any special charity, club or organization (like your favorite little league team) please freely do so on this Sunday!

**Sunday June 30 is the 3<sup>rd</sup> annual Bluegrass Music Fest** The Desert Bluegrass Association (DBA) will provide music at two locations on the mountain, the Alpine Inn and Ski Valley. Music will be played from 12 PM to 2 PM and again from 3 PM to 5 PM. Musicians are all members of the DBA and play traditional, acoustic bluegrass instruments, including the guitar, banjo, fiddle, mandolin, dobro and upright bass. The DBA was organized in 1995 for the



Bonnie Lohman & Don Underhill

purpose of promoting bluegrass music in the greater Tucson area. Membership in the organization is open to both musicians and non-musicians alike. Six jams are held monthly around Tucson and are all free and open to the public. Check out the Tucson Bluegrass website <http://home.att.net/~fertilepickens/>

**Sunday July 7<sup>th</sup>, MLCEC Pie Auction** for the public from 1PM to 3PM. Located at the Alpine Lodge in the upstairs "pie room" will be tables set up with "ALL VARIETIES OF PIES". Selections will include delicious homemade pies, store bought pies, and some very creatively packaged and decorated pies. Some pies will come with fancy extras like fancy pie stands, gift certificates, and very large adornments. All will be displayed by each pie for visual stimulation. There will be a silent bid sheet in front of each pie listing the chef, the type of pie, and any "extras" that accompany the pie for auction along with a fill in bid sheet for marking in "silent bids" from the public. **RULES for the SILENT AUCTION Pies** - Want to donate a pie for a worthy cause? The cause is the Mt Lemmon Fire Department! All pies for the silent auction must be delivered to the Alpine no later than 11 AM that Sunday morning. Arrangements can be made for delivery of pies the night before, and for "refrigerator" pies. Door opens for silent auction bidding at 1PM, and all bids must be made by 3PM when bidding will be closed, and the highest bid will take the pie. If bidders do not "claim" their winning bids by 3:30PM, the 2<sup>nd</sup> highest bidder will have the opportunity to take the prize



Pie. All pies must be picked up no later than 4PM. All donations from winning bidders go to the Mt Lemmon Fire Department - make your checks out to **Mt Lemmon Fire District\***. All donations to the MLFD are tax deductible. Pie auction sponsored by the MLCECs and the Alpine Lodge. If you'd like to donate a pie to the silent auction or have further questions, contact Patty Thomas 749-1036, 576-1616 or Dani 298-6328( leave a message).

## Product that PROTECTS AGAINST FIRE And PRESERVES WOOD for 10 YEARS!

(Info provided Judy Epstein per several requests from homeowners)

Five years ago, we moved into our cabin and dutifully "preserved" it according to the guidance of the previous owners... every other year we thoroughly applied a linseed oil mixture to the exterior wood of our cabin to preserve it. Since then I've learned that linseed oil can be highly flammable and NOT desirable for fire prevention. Thanks to the expertise from the Los Alamos Fire Dept., I learned instead about a fire retardant they highly recommend that also acts as a preservative for wood. This product is called Flame Stop II ([www.flamestop.com](http://www.flamestop.com) 1-877-397-7867). Demonstrating its effectiveness in a 90 second video test was played at the Annual Homeowner Meeting. I'm told that the product penetrates the wood and becomes part of cellular structure of the wood. Polymers then close the pores of the wood, making it a wood preservative as well as a fire retardant. The life expectancy in our weather conditions is estimated to be a minimum of 10 years, including preserving the wood. Application can be by brush, garden sprayer, or paint sprayer by the homeowner following the recommended coverage area. It dries clear and is not expected to change the color of the wood. A quote for 1 gallon by itself starts at \$49, it drops to \$34.70/gallon for 4 gallons, and \$32/gallon for 8 gallons. A quote for the exterior of a cabin 40 feet by 35 feet was 12 gallons (slightly more than needed) for \$384 plus shipping. For those who paint their cabins, a similar product, Flame Stop III can be added to exterior latex paint, 1 pint/gallon, however I did not research costs or other details.

Another product mentioned by Los Alamos Fire Dept. is Fire-Shield, 1-800-523-6732. I however did not get through to them to get more information in time for this article.

## Mold in My Home By Bob Zimmerman

This is the second article regarding mold. Last the month the issues of detection and health affects of mold were discussed as it appeared in an article published by the Arizona Department of Health. This second segment, also taken from the same article, discusses what to do if you have mold. The Arizona Department of Health feels that in most cases, the homeowner can clean up the mold. As you read this article,

you can get a better sense of deciding if you can tackle the job or professionals are needed. If you did not save last months issue of Echo's and would like a copy of the mold article, please give me a call at 576-1333. There has been some editing to reduce space.

IV. GENERAL CLEAN UP PROCEDURES: 1. Identify and correct the moisture source area. 2. Clean, disinfect, and dry the moldy area. 3. Bag and dispose any material that has moldy residues, such as rags, paper, leaves, or debris. What can I save? What should I toss?

Substances that are porous and can trap molds, such as paper, rags, carpet, wallboard, and rotten wood should be decontaminated and thrown out. Harder materials such as glass, plastic, or metal can be kept after they are cleaned and disinfected. Ultimately, it is critical to remove the source of moisture first, before beginning remedial action, since mold growth can return quickly on re-wetting.

**Removal of Moldy Materials** After fixing the moisture source and removing excess moisture, the cleanup can begin: 1. Wear gloves when handling moldy materials. 2. Remove porous materials (examples: ceiling tiles, sheetrock, carpeting, wood products). 3. Carpeting can be a difficult problem. Drying does not remove the dead spores. If there is heavy mold, disposal of the carpet should be considered. 4. Bag and discard the moldy substances. 5. Allow the area to dry 2 or 3 days. 6. If flooded, remove all sheetrock to at least 12 inches above the high water mark. Visually inspect the wall interior and remove any other intrusive molds. (This step may have to be carried out by a licensed contractor). CAUTION: spores are easily released when moldy material is dried out.

**Soap Cleanup:** Before disinfecting contaminated areas, clean the areas to remove as much of the mold (and food it is growing on) as possible. 1. Wear gloves when doing this cleanup. 2. Use non-ammonia soap or detergent, or a commercial cleaner, in hot water, and scrub the entire area affected by the mold. 3. Use a stiff brush or cleaning pad on block walls or uneven surfaces. 4. Rinse clean with water. A wet/dry vacuum is handy for this.

**Disinfect Surfaces:** Wear gloves when using disinfectants. 2. After thorough cleaning and rinsing, disinfect the area with a solution of 10% household bleach (e.g., 11/2 cup bleach per gallon of water). Using bleach straight from the bottle will not be more effective. 3. Never mix bleach with Ammonia or other cleaners - the fumes are toxic. 4. For spraying exterior large areas, a garden hose and nozzle can be used. 5. When disinfecting a large structure, make sure the entire surface is wetted (floors, joists, and posts). 6. Avoid excessive amounts of runoff or standing bleach. 7. Let disinfecting areas dry naturally overnight this extended time is important to kill all the mold. CAUTION: Bleach fumes can irritate the eyes, nose, and throat, and damage clothing and shoes. Make sure the working area is ventilated well.

**Can cleaning up mold be hazardous to my health?** Yes. Exposure to mold can occur during the cleaning stage. Mold counts are typically 10 to 1000 times higher than background levels during the cleaning of mold damaged materials. Take steps to protect your health during cleanup:

1. Seal off the moldy material from the other areas.
2. When handling or cleaning moldy materials, consider using a mask or respirator to protect you from breathing airborne spores.
3. Respirators can be purchased from hardware stores; select one for particle removal (sometimes referred to as a N95 or TC-21C particulate respirator). Respirators are not as effective removing bleach fumes, so minimize your exposure when using bleach or other disinfectants.
4. Wear protective clothing that is easily cleaned or discarded.
5. Wear eye protection.
6. Use rubber gloves.
7. Try cleaning a small test patch of mold first. If you feel that this adversely affected your health, you should consider paying a licensed contractor or professional to carry out the work. Ask family members or bystanders to leave areas when being cleaned.
8. Work over short time spans and rest in a fresh air location.
9. Air your house out well during and after the work.

**CAUTION: Never use a gasoline engine indoors (e.g. pressure washer, generator) —** you could expose yourself and your family to carbon monoxide.

**Can Air Duct Systems become contaminated with Mold?**

Yes. Air duct systems can become contaminated with mold. Duct systems can be constructed of bare sheet metal, sheet metal with exterior fibrous glass insulation, sheet metal with an internal fibrous glass liner, or made entirely of fibrous glass. If your home's air duct system has had water damage, first identify the type of air duct construction that you have. Bare sheet metal systems, or sheet metal with exterior fibrous glass insulation, can be cleaned and disinfected. If your system has sheet metal with an internal fibrous glass liner, or are made entirely of fibrous glass, the ductwork normally will need to be removed and discarded. Ductwork in difficult locations may have to be abandoned. If you have other questions, contact an air duct cleaning professional, or licensed contractor.

**After I've cleaned everything as thoroughly as possible, can I still have mold odors?** Yes. It is possible that odors may persist. Continue to dry out the area and search for any hidden areas of mold. If the area continues to smell musty, you may have to re-clean the area again (follow the cleaning steps given in this sheet). Continue to dry and ventilate the area. Don't replace flooring or begin rebuilding until the area has dried completely.

**How can further damage to my home be prevented?** Check regularly for the following: 1. Moisture condensation on windows. 2. Cracking of plasterboard drywall tape loosening. 3. Wood warping. 4. Musty odor. If you see any of the above, seek out and take steps to eliminate the source of water penetration as quickly as possible.

**Can Ozone air cleaners help re move indoor mold, or reduce odor or pollution levels?** Some air cleaners are designed to produce ozone. Ozone is a strong oxidizing agent

used as a disinfectant in water and sometimes to eliminate odors. However, ozone is a known lung irritant. Symptoms associated with exposure include cough, chest pain, and eye, nose, and throat irritation. Ozone generators have been shown to generate indoor levels above the safe limit. Furthermore, it has been demonstrated that **ozone is not effective in controlling molds and fungi**, even at high concentrations far above safe health levels. Also, ozone may damage materials in the home. For these reasons, the Arizona Department of Health Services strongly recommends that you do not use an ozone air cleaner in any occupied residential space.

**All membership dues are now past due. If you'd like to remain on the mailing list, please mail your dues today! The Echoes is the publication of the Mt. Lemmon Homeowners Association for its membership. Membership dues are \$25 annually. Renter and Friends of the mountain may obtain an associate membership for \$20. Send your check to MLHO, PO Box 699, Mt Lemmon, Az 85619.** This Echoes is brought to you courtesy of the Mt Lemmon Homeowner's Association. It's one of the benefits of being a member.

Board members are Franny Crowe, Kathy Shields, Florence Wilhoite, Carrie Reitz, Fran Zimmerman, John Mulay, Pete Krauss, Tom Thomas, Chet Goldberg, Don Underhill, Jim Connolly, Gordon Hunter, David Ostepuk, and Ross Quigley. *The editor of the Echoes is Dani Hayhurst. Eight to Nine issues are mailed from February thru November with updates on community events and information.*

*The Mt. Lemmon Homeowners' Association (MLHO) was formed in 1969 to protect the welfare of the Mt. Lemmon community and to be involved in all aspects of its improvement. The concerns of the organization are not limited to private property owners. Full membership, with voting rights, is accorded to private owners and leased land holders upon payment of yearly dues. Creating a volunteer fire department and preventing condemnation of private and leased land were the priority issues for which the MLHO was originally established. A list of accomplishments includes: establishing the volunteer fire department, helping to purchase its needed equipment, involving the County in development, planning and zoning, expediting highway maintenance and snow removal, fund raising for the Water Co-op, working to improve the environment, assisting in settlement of reserve boundaries, paying for water tank chlorinators, buying fire hydrants, renting a private water tank to "quick fill" fire tankers, establishing the Mountain Watch program, numbering houses for emergency services, helping reduce the 1989 unorganized school property tax and supporting, politically, the now completed land exchange. Two of the most essential accomplishments were assisting to prevent permittees on Mt. Lemmon from suffering the same fate as those in Madera Canyon and hiring an attorney to save the domestic water supply from termination by the Sierra Club. Currently the MLHOs are working with the fire department and water cooperative to add fire hydrants to the distribution line from Miner's Ridge to the Loma Sabino tank.*

**MT LEMMON GENERAL STORE & GIFT SHOP**  
 Phil & Carol Mack  
 P.O. Box 754 520-576-1468  
 12856 N. Sabino Canyon Parkway 520-576-9375  
 Mt Lemmon, AZ 85619-0754 FAX

Cabin For Rent  
 Gift Shop  
 Groceries  
 General Store  
 Homemade Fudge

**George R. Reitz**  
 Realtor®  
 Multi-Million Dollar Producer

**LONG**  
 REALTY  
 COMPANY

Office 520 790-7320  
 Fax 520 790-7574  
 Toll Free 800 280-7320  
 Hm. Off. 520 722-1265  
 7810 E. Broadway, Tucson



**Mt Lemmon Suites  
 & Fine Crafts  
 & Village Market**  
 (Please identify yourself as a  
 homeowner or resident to qualify for  
 10% discount in Village Market)

12880 N. Sabino Canyon Parkway  
 TEL: (520) 576-1664  
 Owner: Sonni Wendt

TUCSON (520) 298-6328  
 MOBILE 349-8530  
 MT. LEMMON 576-1512  
 E-MAIL:  
 hayhurstaz@aol.com



**DANIELLE L. HAYHURST**  
 REAL ESTATE BROKER

100 N. AVENIDA JAVALINA  
 TUCSON, AZ 85748



**Cozzetti Construction, Inc.**

Dennis Cozzetti  
 3849 E. Calle de Soto  
 Tucson, AZ 85716  
 phone 323-7700 fax 323-7733  
 pager 620-2708

AZ License #128028 AZ Tax ID#10-177611-W

**Summerhaven  
 Coffee House**

**Jim Bredice**

Chef & General Manager

12872 N. Sabino Canyon Pkwy  
 Mt. Lemmon, AZ 85619

(520) 576-1586

**C.R.  
 BIRCH**

**EXCAVATING & GRADING**

"We dig our work"



RICK BIRCH  
 Owner

Office 749-2902  
 Mobile 405-8836

**Sky Island Construction LLC**

Specializing in  
 Building and Remodeling of Cabins and Homes

Licensed  
 Bonded

Gregg Ferguson  
 471-6322

**Aspen Trail**  
 Bed & Breakfast  
 Mountain Hideaway

Hosts: Alex & Chr Carmo  
 Phone: 576-1558

P.O. Box 572  
 Mt. Lemmon, AZ 85619

**CHECKERED FLAG CARPET CLEANING**

Dennis Fetter  
 Owner/Operator

Office 298-9119

\*Digital Pager 793-1363  
 Mobile 419-2325

9257 E. Colette  
 Tucson, Arizona 85710

\*All pages returned within 10 minutes

Quality, Guaranteed, Expert Cleaning • Licensed and Insured

(520) 576-1333  
 (520) 576-1334 (RES.)  
 (520) 576-1300 PHONE/FAX

**MOUNT LEMMON REALTY, INC.**  
 mtlemmonrealty.com

FRANCES E. ZIMMERMAN  
 Sales Assoc./Property Mngt.  
 bobzim@mindspring.com

P.O. BOX 1  
 MT. LEMMON, AZ 85619-0751

(520) 576-1333  
 (520) 576-1300

**MT. LEMMON REALTY**  
 mtlemmonrealty.com

ROBERT T. ZIMMERMAN  
 Broker

P.O. BOX 1  
 MT. LEMMON, AZ 85619-0751

bobzim@mindspring.com

(520) 576-1333  
 (520) 576-1300  
 (520) 299-126- (RES.)

**MT. LEMMON REALTY**

ALAN LAWSON  
 Sales Associate

P.O. BOX 1  
 MT. LEMMON, AZ 85619-0751

1735 E. Ft. Lowell, #9  
 Tucson, AZ 85719

(520) 318-6000  
 FAX (520) 318-6006

**EDWARD A. MADSON, SRA**  
 Certified Residential Real Estate Appraiser

**Santa Fe  
 Southwest Designers**

Specializing in The Latest  
 Southwest & Western Furniture  
 Consultations and Decorating

LYNN PETERMAN  
 8946 E. Calle Kuehn  
 Tucson, AZ 85710

Off: 520-885-3211  
 Mob: 520-370-7604  
 Fax: 520-546-0575  
 Call for Appt.

**SUMMIT REALTY**  
 altitude is everything

Dick Bloomfield  
 Broker

p.o. box 611 • mt. lemmon, az • 85619 • (520) 576-1632 • fax (520) 576-1391

**SUMMIT REALTY**  
 altitude is everything

Cornelia (Nell) Bloomfield  
 Associate Broker

p.o. box 611 • mt. lemmon, az • 85619 • (520) 576-1632 • fax (520) 576-1391

**ARIZONA-TERRITORIAL**  
 termite & pest control co.

State Licensed 173 - Insured  
 #1 2049 BC

Home Inspection Report  
 VA & FHA Termite Wood Infestation Report

KEN VAN ZANDT, Owner  
 2569 E. FT. LOWELL  
 TUCSON, ARIZONA 85716

PHONE 881-8535

**FJanet**  
 Fayleen LMT, BSW  
 Health Therapist

(520) 884-4222

- Deep Muscle Therapy
- Injury Rehabilitation
- Reflexology
- Posture, Movement, & Flexibility Training
- Swedish Massage
- Lymphatic Massage
- Sports Massage

Gift Certificates Available



Mt Lemmon Homeowner's Association  
PO Box 699  
Mt Lemmon, Az 85619

Robert & Fran Zimmerman  
P.O. Box 1  
Mt. Lemmon, AZ 85619



**The Day in  
the Life  
of a Fire**  
photos by  
Judy Epstein  
of Soldier Fire  
*May 4, 5, 2002*

